

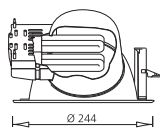
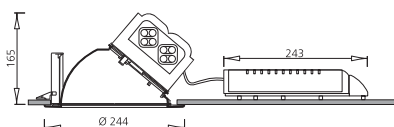
Wall Washer - Care 180



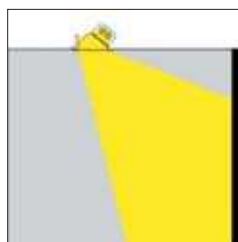
Wall Washer

Per lampade fluorescenti compatte. Alimentazione elettromagnetica. Incasso con fascio luminoso controllato. Unità elettrica in box con cavetto a innesto rapido per il collegamento all'apparecchio. Riflettore asimmetrico in policarbonato metallizzato. Anello in policarbonato.

For compact fluorescent lamps. Electromagnetic gear. Recessed luminaire with a controlled light beam. Including gear in its box, with cable for quick plug-in connection to the fitting. Metallized polycarbonate asymmetrical reflector. Polycarbonate ring.



Ø 230 mm



Codice Code	Lampada Watt Lamp Watt	Attacco Base	Kg Kg
216-83N	FSQ 2x18W	G24d-2	1,3



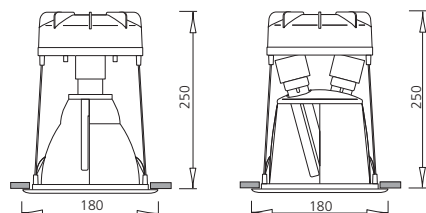
PG. 165



Care 180

Per lampade fluorescenti compatte. Alimentazione elettromagnetica integrata. Riflettore in policarbonato metallizzato. Anello in policarbonato.

For compact fluorescent lamps. Integrated electromagnetic gear. Metallized polycarbonate reflector. Polycarbonate ring.


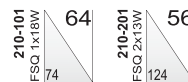


Ø 165 mm

Codice Code	Lampada Watt Lamp Watt	Attacco Base	Kg Kg
210-101	FSQ 1x18W	G24d-2	0,8
210-201	FSQ 2x13W	G24d-1	1,1



PG. 165



Accessori



Vetro di protezione temprato
Ø 146 mm per Care 180

Codice - Code
28-01492-47

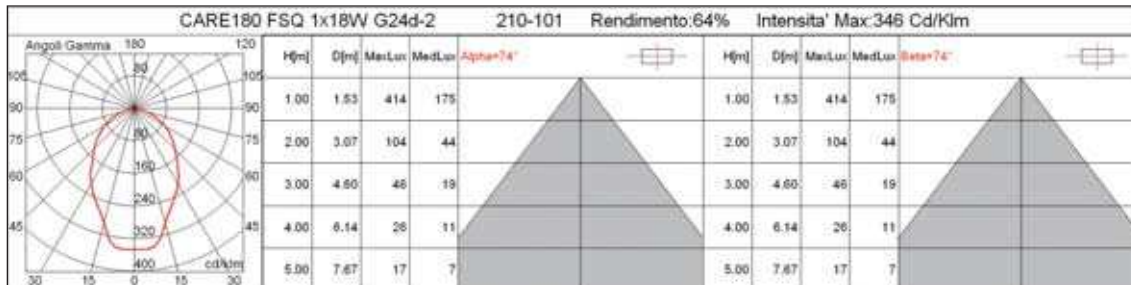
Accessories

*Tempered safety glass
Ø 146 mm for Care 180*

Wall Washer - Care 180



Wall Washer



Care 180

